



District Report Card: 2017


State: Bihar	District: Samastipur
Class: 8	Subject: Language
Schools: 51	Students: 1268


Participation/Coverage


Students

<div>GENDER</div> <div></div>	Boys				Girls			
	Number		%		Number		%	
	556		43.85		712		56.15	

<div>AREA</div> <div></div>	Rural				Urban			
	Number		%		Number		%	
	1220		96.21		48		3.79	

<div>CATEGORY</div> <div></div>	SC		ST		OBC		GEN	
	Number	%	Number	%	Number	%	Number	%
	273	21.53	0	0.00	853	67.27	142	11.20

<div>CWSN</div> <div></div>	LD	VI	HI	S&LD	ID	Oth
	3	3	1	2	1	1

<div>Management</div> <div></div>	Government			Government-aided		
	Number		%	Number		%
	1268		100.00	0		0.00

Average Performance of Students in Language (%)

Overall	Gender		Area		Management		Social Group			
	Male	Female	Rural	Urban	Govt.	Aided	SC	ST	OBC	GEN
55.67	56.81	54.78	55.43	61.94	55.67	0.00	52.14	0.00	55.74	62.07

Performance on Learning Outcomes (LOs)

Learning Outcomes	Description	Average Performance(%)
L813	Read textual/non-textual materials with comprehension and identifies the details, characters, main idea and sequence of ideas and events while reading	55.67

Range of Performance of Students who Answered Correctly							
Below 30%		30% - 50%		50% - 75%		Above 75%	
Number	%	Number	%	Number	%	Number	%
207	16.32	282	22.24	528	41.64	251	19.79

Lowest Performing Learning Outcomes (LOs)

1 - Read textual/non-textual materials with comprehension and identifies the details, characters, main idea and sequence of ideas and events while reading (55.67)